

Function Control

For Ag / Construction Machinery

Version 25

LED Colors

The status LED on the STEINBAUER PowerModule gives you real-time feedback of the unit's status.

 **No Light**

Incorrectly installed module or wrong article nr.


 **Red Light**

Defective module or wiring harness

 **Yellow Light**

(not present in some firmware versions)

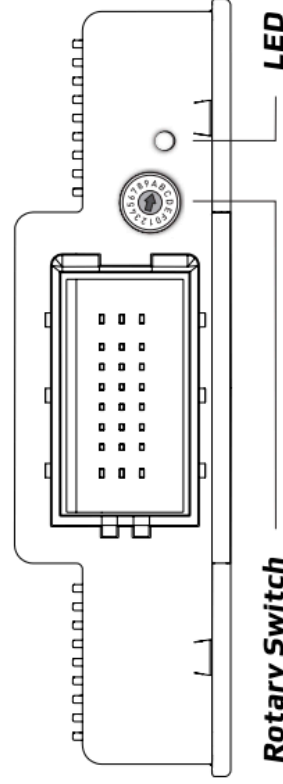
Installation correct: module in standby

 **Green/Red Light Alternating**

Installation correct: module switched off

 **Green Light**

Installation correct: module active



Rotary Switch

If you experience any problems after installation (sooting, smoke, uneven performance, etc.) you can try fine tuning the STEINBAUER PowerModule. A little lower (or higher) setting may solve these issues.

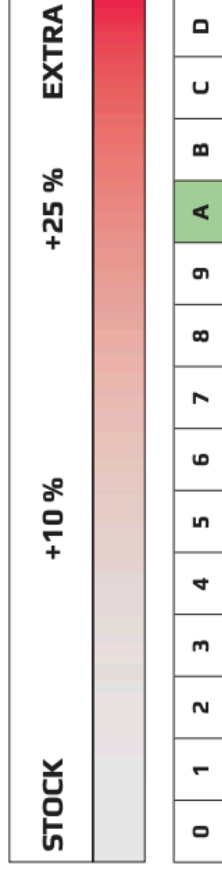
The switch has **16** positions.
From **0** to **9** and from **A** to **F**.



Default setting is position **A**.

Positions **E** and **F** have no function.

Power Gain Settings



PowerModule Factory Setting _____